

# D&B -14W Series

Water Well & Rotary Drill Rig

- Easy Drilling Performance
- Top Head Rotation System
- Telescopic Mast System
- Auto Rod handling System
- Compressor on Board (14WCP700)



- Optimized hydraulic system with high technology.
- Unsurpassed drilling performance compared to other drilling rigs in its class.

D&B-14W

**220** ps of power

**1100** kgf · m of torque  
(Drill head rotation)

**Variable** speed drill head

**200** ↑ m of depth (Max. 120 rpm)

**16** ton of pull back

D&B-14WCP700

**285** ps of power

**1100** kgf · m of torque  
(Drill head rotation)

**Variable** speed drill head

**200** ↑ m of

depth (Max. 120 rpm)

**700** cfm of air discharge rate

**20** bar of air pressure

**16**



- Easy to operate and maintenance.
- Radio remote control tramming (option) and self-loading.

*ton of pull back*



# KEY COMPONENTS

## Rotary Head



- Strong rotation
- Advanced air swivel
- Variable speed

## Power System



- 285ps (14WCP700)
- 220ps (14W)
- Engine gearbox
- Hydraulic pump (280 bar)

## Mast System



- Telescopic mast
- Chain driven mast
- Two cylinders
- Long head travel

## Track System



- Steel track
- Crawler type

## Mud Pump (option)



- Full hydraulic drive system
- Variable volume
- Low maintenance cost

## Work Plate



- Telescopic work plate
- Convenient make up and break out
- Splash prevent

## Drifter (option)



- No compressor required.
- Strong blow
- Easy operation and maintenance

## Rod Handler



- Stable rod control
- Fast and efficient work
- Hanjin's own technology

## Rod Rack (D&B-14W)



- High carrying Capacity (50ea / 3m, 73φ)
- Convenient work

## Air Compressor (D&B-14WCP700)



- Rotary screw compressor
- High performance air end (700 cfm, 20 bar)
- Easy operation

# Specifications

D&B-14W

D&B-14WCP700

## ENGINE

• Model	Hyundai D6GA	Doosan DL08
• Cylinder	6	6
• Rated Power	220 ps / 2000 rpm	285 ps / 2000 rpm
• Cooling System	Water cooling	Water cooling
• Fuel Tank	265 ℓ	400 ℓ

## ROTARY HEAD

Top-drive rotary head with 45mm air swivel.

• Rotation	0 - 120 rpm	0 - 120 rpm
• Rotation Torque 1	1100 kg.m @ 60 rpm	1100 kg.m @ 60 rpm
• Rotation Torque 2	550 kg.m @ 120 rpm	550 kg.m @ 120 rpm

## FEED SYSTEM

Hydraulic cylinder/chain driven system.

• Head Travel	7.5 m	7.5 m
• Pull-back Capacity	16 ton	16 ton
• Pull-down Capacity	8 ton	8 ton

## WORK TABLE

Rod spanner and rod wrench for make up and break out.

Single acting hydraulic casing clamp

• Standard clamp diameter	14"	14"
• Clamping force	7 ton	7 ton
• Work table stroke	1000 mm	1000 mm

## MAIN WINCH

• Single Line Pull (Max.)	5 ton	5 ton
• Drum Capacity	22 m of 12 mm cable	22 m of 12 mm cable

## HYDRAULIC SYSTEM

Load sensing, variable piston pump and double gear pump driven direct from the deck engine and controlled by manual spool valves.

• Hydraulic Tank Capacity	160 ℓ	160 ℓ
• System Pressure	Approx. 280 bar	Approx. 280 bar
• Cooling System	Air cooling	Air cooling

## HYDRAULIC JACKS AND OUTRIGGERS

Four hydraulic jacks and outriggers are fitted to the outer corners of the rig for easy and accurate levelling of the rig.

## SELF LOADING SYSTEM

• Height	0 - 1,400 mm	0 - 1,400 mm
• Inside Width	1,850 - 3,250 mm	1,850 - 3,250 mm

## ROD RACK (D&B-14W)

- Standard rod length 3 m 50ea N/A
- Capacity (73 Ø) N/A

#### COMPRESSOR (D&B-14WCP700)

- Air End (Screw) N/A CF128HG
- Air Pressure (Max.) N/A 20 bar
- Discharge Rate (Max.) N/A 700 cfm

## D&B-14W

## D&B-14WCP700

### OPTIONS

• Compressor (Piston)	5 hp, 10 hp, 15 hp	5 hp, 10 hp, 15 hp
• Water Injection pump	60 lpm, 100 lpm, 200 lpm	60 lpm, 100 lpm, 200 lpm
• Mud Pump	300 lpm	300 lpm
• Welder & Generator	220Amp/DC, 400-230V	220Amp/DC, 400-230V
• Rod handler	Rotate 300°, Tilt 130°, Jaw 71/90/115Ø	Rotate 300°, Tilt 130°, Jaw 71/90/115Ø
• Radio remote controller	Travel	Travel
• Safety cage	Work plate	Work plate
• Mast Light	Floodlight (LED)	Floodlight (LED)

### NOTICE

All specification can be changed without any notice.

Drilling depth will be changed by job-site and working condition.

## Appearance



# DIMENSIONS

## D&B-14W

### SET-UP

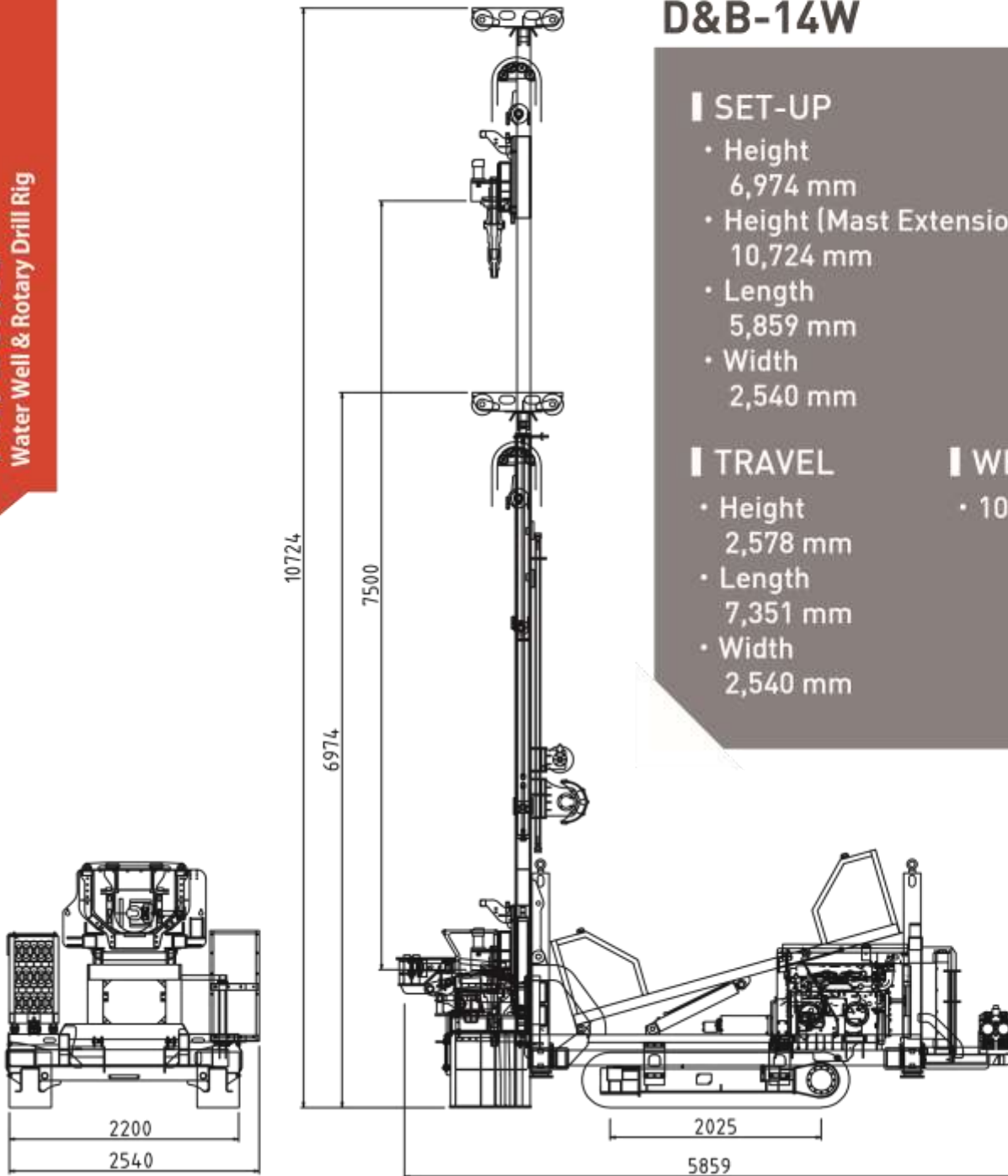
- Height 6,974 mm
- Height (Mast Extension) 10,724 mm
- Length 5,859 mm
- Width 2,540 mm

### TRAVEL

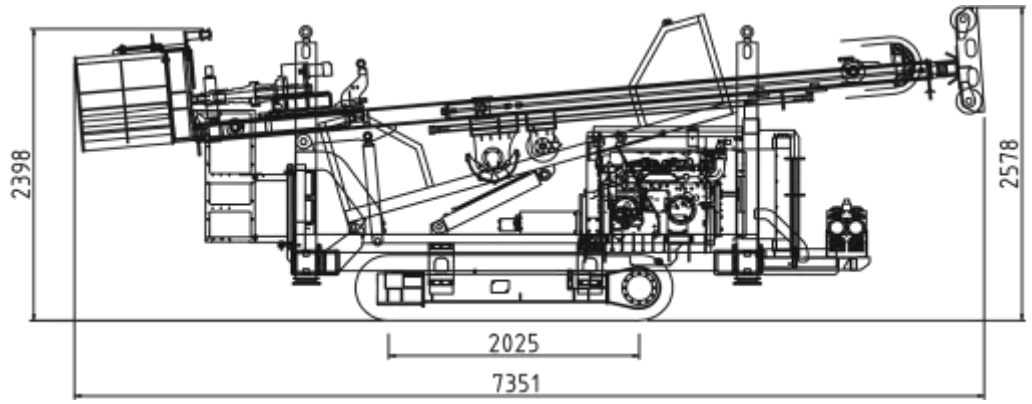
- Height 2,578 mm
- Length 7,351 mm
- Width 2,540 mm

### WEIGHT

- 10 ton







# DIMENSIONS

## D&B-14WCP700

### SET-UP

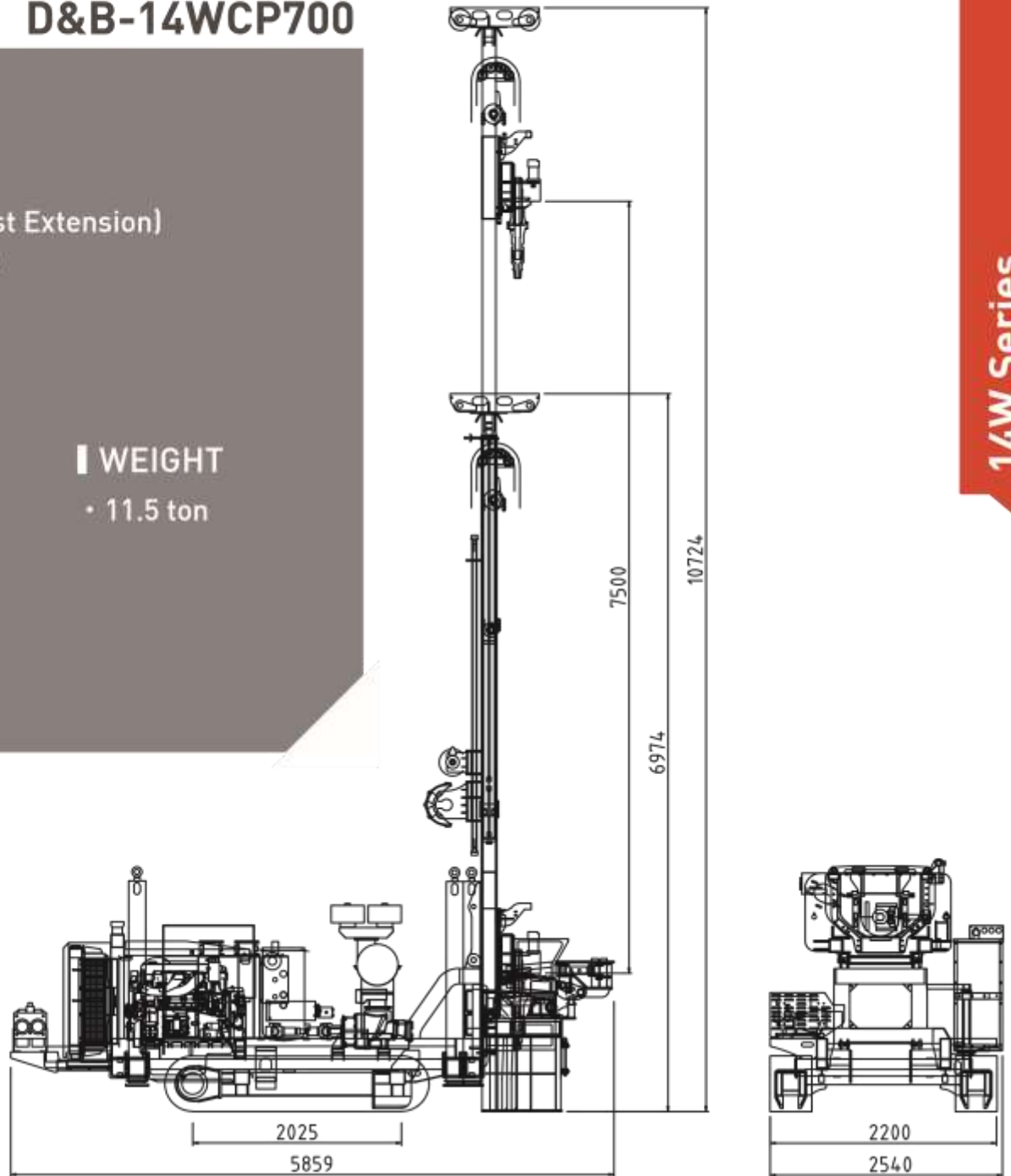
- Height  
6,974 mm
- Height (Mast Extension)  
10,724 mm
- Length  
5,859 mm
- Width  
2,540 mm

### TRAVEL

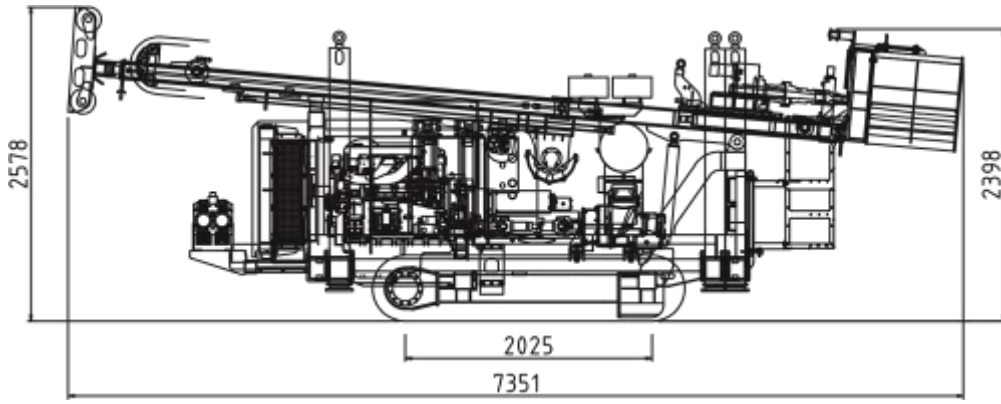
- Height  
2,578 mm
- Length  
7,351 mm
- Width  
2,540 mm

### WEIGHT

- 11.5 ton



**14W Series**  
Water Well & Rotary Drill Rig



# **D&B** HANJIN D&B



Address: 49, Hanamsandan 10beon-ro,  
Gwangsan-gu, Gwangju, Republic of Korea

Phone number: +82-62-953-4510

Fax: +82-62-953-4530

E-mail: [mail@hanjindnb.com](mailto:mail@hanjindnb.com)

Website: [www.hanjindnb.com](http://www.hanjindnb.com)